

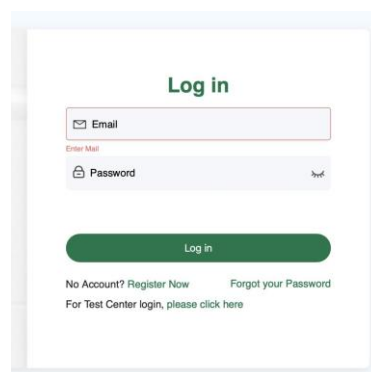
HSK 考试报名指南

1. 创建账户

- 访问 [汉语考试服务网](https://www.chinesetest.cn) (<https://www.chinesetest.cn>)。



- 点击“立即报名”按钮，使用电子邮件或手机号进行注册，填写个人信息后完成账号创建。
- 如果已有账户请直接登陆。



2. 选择考试

- 登录账号后选择适合自己的 HSK 考试类型（HSK/HSK Speaking）和等级，并选择考试形式（纸笔考试）、考试日期（2026-06-28）和考点信息。
- 考生报名合并级别，即HSK三至六级，须同时报名对应的HSK口语级别。对应科目如下：
 - HSK三级—HSK 口语初级
 - HSK四级—HSK 口语中级
 - HSK五级、六级—HSK口语高级
 - *HSK口语可以单独报名
- 如需报考多个考试类型或等级，请在第一个考试报名完成后，再进行第二个考试报名，每次仅能选择一个考试类型或等级。

A. Type Of Test

Test Type*

HSK

HSK Speaking
YCT
BCT
MCT
ACTFL

Test Level*

Select Test Level

HSK Level 1
HSK Level 2
HSK Level 3
HSK Level 4
HSK Level 5
HSK Level 6
HSK Level 7-9

Test Format*

Select Test Format

Paper-based Test
Internet-based Test (at center)
Internet-based Test (at home)

B. Test Date

Test Date*

2026-06-28

2026-06-14
2026-06-20
2026-06-27
2026-06-28
2026-07-18
2026-08-23
2026-09-13

Select Continent

China
Africa
America
Asia
Oceania
Europe

Select Country/Area

FRANCE
AUSTRIA
CZECH
GERMANY
HUNGARY
BULGARIA
THE NETHERLANDS
SPAIN

Miskolci Egyetem Konfuciusz Intézet

Miskolci Egyetem Konfuciusz Intézet

3. 填写个人信息

- 填写报名表，包括个人的姓名、性别、国籍、身份证号或护照号等信息。
- 上传个人证件照片。照片要求为本人近期（6个月内）证件照片，大小在15k-500kb之间，jpg格式，白色背景为佳，不可以是风景照、生活照。不允许佩戴帽子、头巾、发带、墨镜，有特殊宗教信仰除外。

1 Test Information 2 Personal Information 3 Mailing Information 4 Confirm Submission 5

A. Personal information

Name on ID*

Chinese Name

Enter Chinese Name

Date of Birth*

Select date of Birth

Please select date of birth

Gender*

Male Female Other

Nationality*

Select Nationality

Please select nationality

Ethnic*

Select Ethnic

B. Verification

Type of ID*

ID Card

ID number*

Phone Number*

Address

Enter Address

Photo

Photo size: 15kb-1M
Photo format: jpg, jpeg, png
Photo requirements: must be a recent photo of myself, headshot clearly visible

C. Other Information

Mother tongue*

Select Mother language

Please select native language

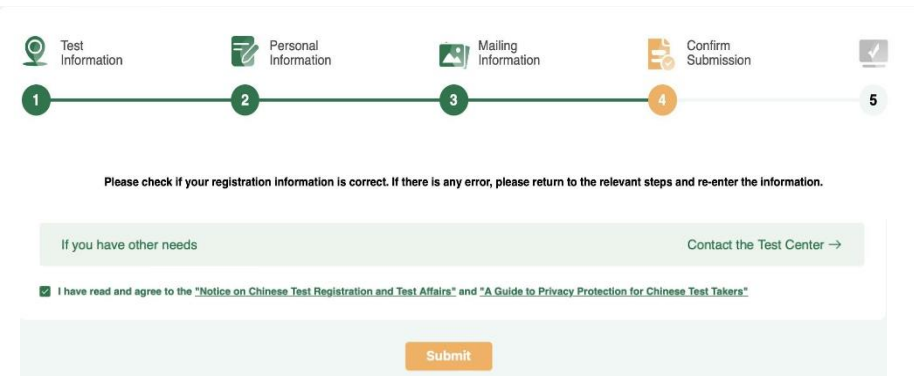
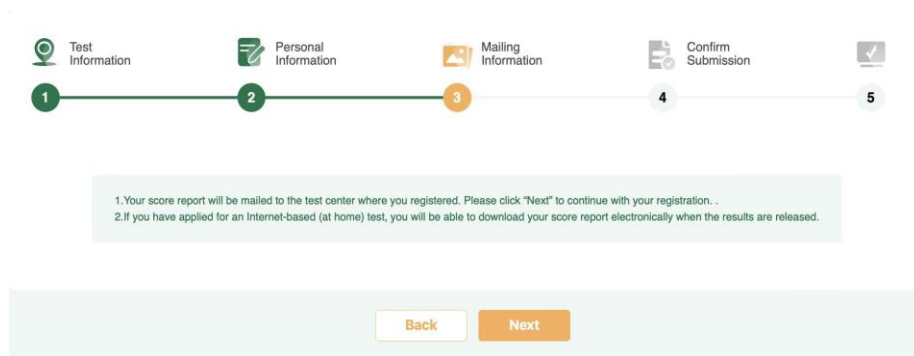
How long learning Chinese?

Your occupation

Select sector

4. 确认信息并提交

- 确认填写的所有信息无误后，提交报名。



- 完成报名，可以在个人账户中查看报名信息。



5. 支付

- 支付方式：银行转账
- 收款方：米什科尔茨大学
- 银行：OTP Bank Nyrt.
- 账号：11734004-26015217-00000000
- IBAN：HU64 1173 4004 2601 5217 0000 0000
- 地址：米什科尔茨大学，邮编 3515，米什科尔茨大学城
- 附言：姓名，HSK 和/或 HSKK 考试级别
- 代码：OTPVHUHB
- 付款后，请将转账凭证或付款订单的复印件发送至以下邮箱：
- yang.yang@guest.uni-miskolc.hu 和 china1@uni-miskolc.hu。

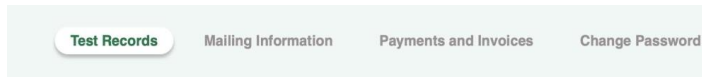
（注：请一定在报名截止日（2026-06-01，中东欧时间：18:00CET）之前确认支付成功。否则，报名将视为“不成功”，也将无法进行“报名确认及打印准考证”。）

考试费用:

HSK考试级别	考试费用 (匈牙利福林)
HSK一级	10000
HSK二级	15000
HSK三级+HSK口语初级	20000
HSK四级+HSK口语中级	25000
HSK五级+HSK口语高级	30000
HSK六级+HSK口语高级	35000
HSK口语初级	12000
HSK口语中级	14000
HSK口语高级	16000


6. 报名确认及打印准考证

- 支付成功后，会收到报名确认通知。请随时关注相关邮件通知。
- 考前一周左右，可以登录账户查看并打印准考证。点击“考试记录”、“打印标志”进行准考证打印。
- HSK 与 HSK 口语考试准考证不同，请分别打印。
- 下载的准考证包括准考证及《重要提示》，请在考前认真阅读《重要提示》，《重要提示》无需打印，并不允许带入考场。
- 如考生在报名后更换新身份证，请务必将报名时所使用证件扫描、打印，与准考证和新身份证原件一并携带至考场。未出示原件和报名时所用旧身份证复印件的考生，不得进入考场，且后果自负。
(注：因不了解《重要提示》内容而对完成考试造成的影响，考点及考试主办方不承担任何责任。)



Test Record

Name	Test Level	Admission Ticket NO.	Format	Test Center	Test Date	Status
-	-	-	Paper-based Test	Miskolci Egyetem ...	2024-12-08	Not paid



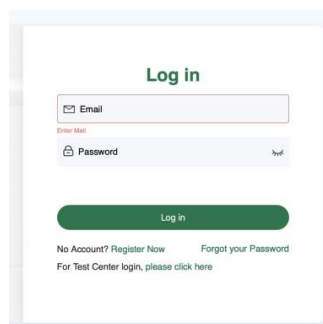
HSK Exam Registration Guide

1. Create an Account

- Visit the [Chinese Testing Service website](https://www.chinesetest.cn) (https://www.chinesetest.cn)



- Click the "Register Now" button and sign up using your email or phone number. Fill in your personal information to complete the account creation.
- If you have already had an account, please log in directly.



2. Choose the Exam

- After logging into your account, choose the appropriate HSK exam type (HSK/HSK Speaking) and level, then select the exam format (paper-based exam), exam date (2026-06-28), and test center information.
- For candidates to register for the combined levels (i.e., HSK 3-6), they must also register for the corresponding HSK Speaking level. The corresponding subjects are as follows:
 - HSK3—HSK Speaking Elementary
 - HSK4—HSK Speaking Intermediate
 - HSK5, 6—HSK Speaking Advanced
 - * You can sign up for HSK Speaking independently
- If you need to register for multiple exam types or levels, please complete the registration for the first exam before registering for the second one, as you can only select one exam type or level at a time.

A. Type Of Test

Test Type*

- HSK
- HSK Speaking
- YCT
- BCT
- MCT
- ACTFL

Test Level*

- HSK Level 1
- HSK Level 2
- HSK Level 3
- HSK Level 4
- HSK Level 5
- HSK Level 6
- HSK Level 7-9

Test Format*

- Paper-based Test
- Internet-based Test (at center)
- Internet-based Test (at home)

Test Date*

- 2026-06-28
- 2026-06-14
- 2026-06-20
- 2026-06-27
- 2026-06-28
- 2026-07-18
- 2026-08-23
- 2026-09-13

Select Continent

- China
- Africa
- America
- Asia
- Oceania
- Europe

Select Country/Area

- FRANCE
- AUSTRIA
- CZECH
- GERMANY
- HUNGARY
- BULGARIA
- THE NETHERLANDS
- SPAIN

Miskolci Egyetem Konfuciusz Intézet

Miskolci Egyetem Konfuciusz Intézet

3. Fill in Personal Information

- Complete the registration form, including your name, gender, nationality, ID or passport number, etc.
- Upload a personal identification photo. The photo must be a recent (within the past 6 months) identification photo of the applicant, with a file size ranging from 15k to 500kb, in JPG format. A white background is preferred, and it should not be a scenic or casual snapshot. Wearing hats, headscarves, hairbands, and sunglasses is not permitted, except for individuals with specific religious beliefs.

1 **2** **3** **4** **5**

A. Personal information

Name on ID*

Chinese Name

Enter Chinese Name

Date of Birth*

Select date of Birth

Please select date of birth

Gender*

Male Female Other

Nationality*

Select Nationality

Please select nationality

Ethic*

Select Ethic

B. Verification

Type of ID*

ID Card

ID number*

Phone Number*

Address

Enter Address

Photo

Photo size: 15kb-1M
Photo format: jpg, jpeg, png
Photo requirements: must be a recent photo of myself, headshot clearly visible

C. Other Information

Mother tongue*

Select Mother language

Please select native language

How long learning Chinese?

Your occupation

Select sector

4. Confirm Information and Submit

- After verifying that all the information you have entered is correct, submit your registration.

1. Your score report will be mailed to the test center where you registered. Please click "Next" to continue with your registration. .
2. If you have applied for an Internet-based (at home) test, you will be able to download your score report electronically when the results are released.

Back Next

1. Test Information 2. Personal Information 3. Mailing Information 4. Confirm Submission 5. ✓

Please check if your registration information is correct. If there is any error, please return to the relevant steps and re-enter the information.

If you have other needs [Contact the Test Center →](#)

I have read and agree to the "Notice on Chinese Test Registration and Test Affairs" and "A Guide to Privacy Protection for Chinese Test Takers"

Submit

- Once registration is complete, you can view your registration details in your personal account.

1. Test Information 2. Personal Information 3. Mailing Information 4. Confirm Submission 5. ✓

Thank you for your registration.
Details of your registration have been saved in "My Account" - "Test Records".

5. Payment

- Payment Method: bank transfer
- Recipient: University of Miskolc
- Bank: OTP Bank Nyrt.
- Account number: 11734004-26015217-00000000
- IBAN: HU64 1173 4004 2601 5217 0000 0000
- Address: University of Miskolc - 3515, Egyetemváros, Miskolc.
- Message: name, HSK and/or HSK Speaking level.
- SWIFT code: OTPVHUHB
- After you paid, please send us a copy of the check or a copy of the payment order to yang.yang@guest.uni-miskolc.hu and china1@uni-miskolc.hu.

(Note: Please make sure to confirm your payment before the registration deadline (2026-06-01, Central European Time: 18:00 CET). Otherwise, the registration will be considered "unsuccessful," and you will not be able to proceed with "registration confirmation and printing the admission ticket.")

